

Signify Classified - Internal  
Cooper Lighting Solutions Photometric Lab  
1121 Highway 74 South  
Peachtree City, GA 30269



Scaled data based on original data using  
LM-79-08 Approved Method: Electrical and Photometric Measurements of Solid-  
State Lighting Products

Test Report Prepared for  
Cooper Lighting Solutions  
(formerly Eaton)

Brand: INVUE

Report Number: P868495

Luminaire Tested: **EMM2-HTN-SA1B-730-U-T2U-HSS**

Issue Date: 08/22/2024



**Test Information**

Test Method: LM-79-08  
Report Number: P868495  
Test Lab: INNOVATION CENTER(G3)  
Issue Date: 08/22/2024  
Manufacturer: COOPER LIGHTING SOLUTIONS (FORMERLY EATON)  
Product Line: INVUE  
Catalog Number: EMM2-HTN-SA1B-730-U-T2U-HSS  
Description: EPIC MODERN TALL HOUSING DISCRETE LED ARRAYS 60W 70CRI 3000K  
FIXTURE w/ TYPE II URBAN DISTRIBUTION OPTIC AND HOUSE SIDE SHIELD  
Light Source: (10) 3000K CCT, 70 CRI LEDS  
Ballast/Driver: ELECTRONIC DRIVER

**Summary**

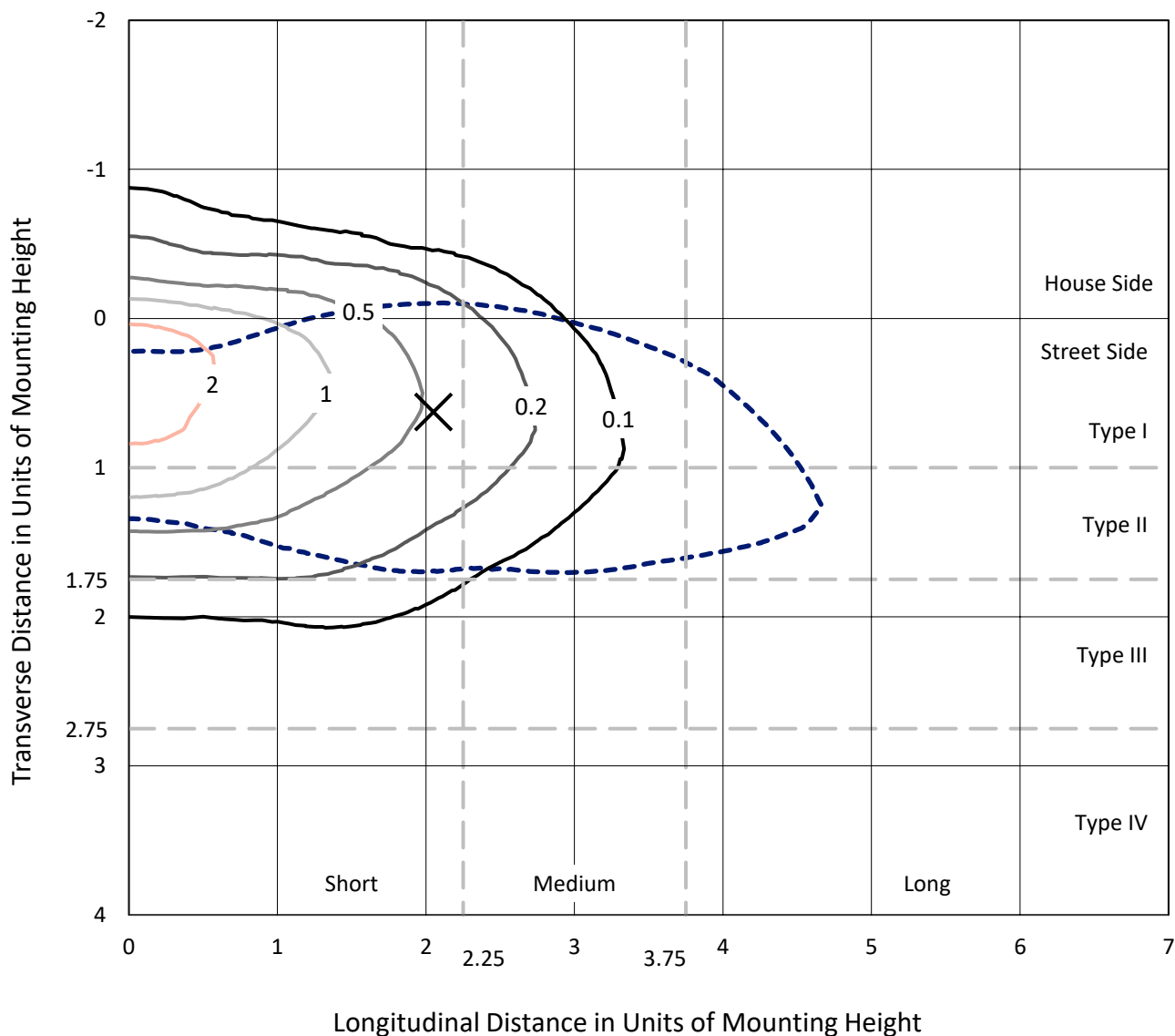
Lumens per Lamp: N/A  
Luminaire Lumens: 3997.9 lumens  
Efficiency: N/A  
Efficacy: 90.9 lumens/watt  
Luminous Opening: Rectangular (W 0.33' x L: 0.33' x H: 0')  
IES Classification: Type II - Short  
BUG Rating: B1 - U0 - G1

Input Watts (W): 44  
Input Voltage (V): 120  
Input Current (A<sub>in</sub>): NR  
Voltage Rise (V): NR  
Power Factor: 0.99  
Total Harmonic Distortion (THDi): 6.91%  
Frequency (hertz): 60  
Stabilization Time: NR  
Operation Time: NR  
Ambient Temperature (°C): NR  
Test Distance: 24 FT

REPORT NUMBER: P868495  
 CATALOG NUMBER: EMM2-HTN-SA1B-730-U-T2U-HSS

### Iso-Footcandle Lines of Horizontal Illumination

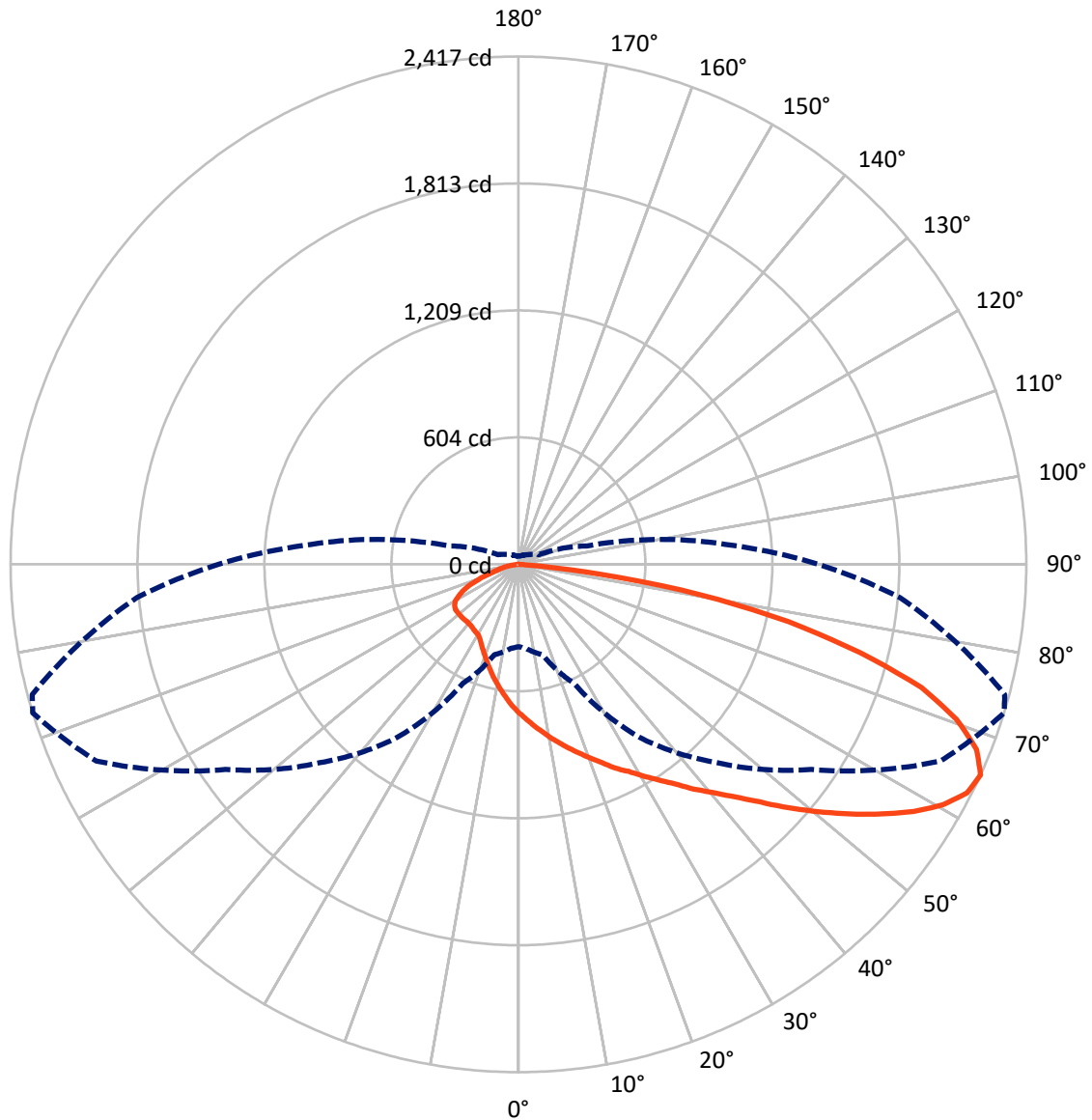
× Max cd  
 - - - 1/2 Max cd



Based on 20 foot mounting height. Maximum calculated value = 2.9 fc  
 Type II - Short - N/A

REPORT NUMBER: P868495  
CATALOG NUMBER: EMM2-HTN-SA1B-730-U-T2U-HSS

### Luminous Intensity Polar Plot



— Vertical Plane Through 73-Deg Lateral      - - - Horizontal Cone Through 65-Deg Vertical

REPORT NUMBER: P868495

CATALOG NUMBER: EMM2-HTN-SA1B-730-U-T2U-HSS

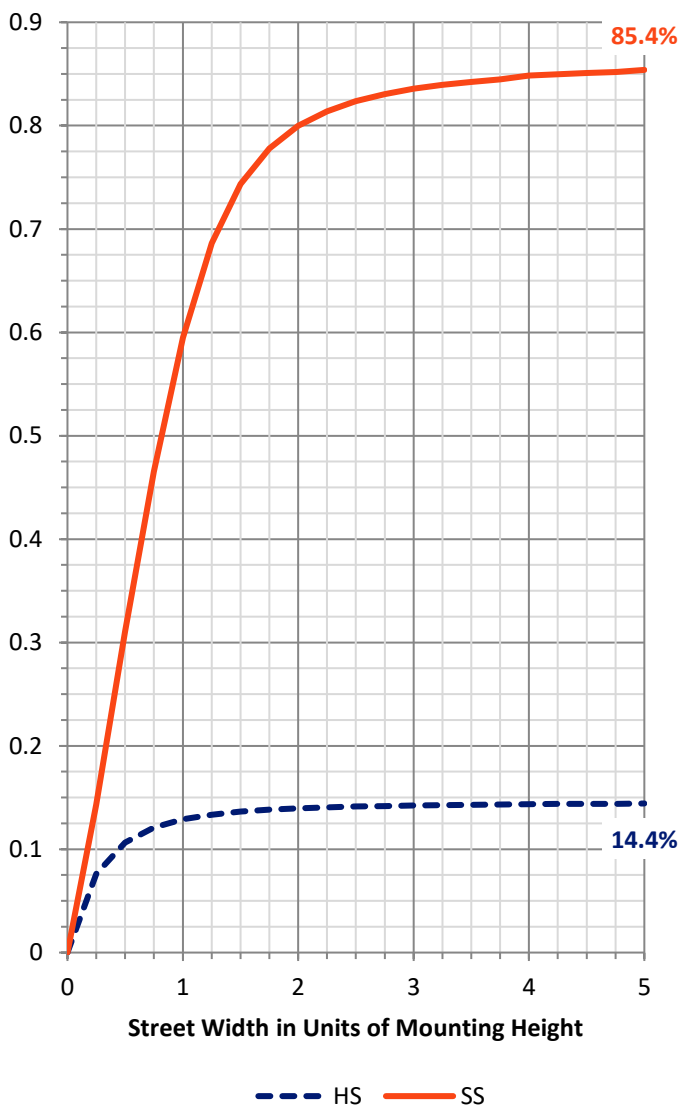
**FLUX DISTRIBUTION:**

		Downward	Upward	Total
<b>House Side</b>	Lumens	581.4	0.0	581.4
	% Fixture	14.5	0.0	14.5
<b>Street Side</b>	Lumens	3416.6	0.0	3416.6
	% Fixture	85.5	0.0	85.5
<b>Total</b>	Lumens	3997.9	0.0	3997.9
	% Fixture	100.0	0.0	100.0

**ZONAL LUMENS:**

Zone	Lumens	% Fixture
0°-10°	68.5	1.7
10°-20°	208.1	5.2
20°-30°	348.5	8.7
30°-40°	525.6	13.1
40°-50°	742.7	18.6
50°-60°	835.7	20.9
60°-70°	749.4	18.7
70°-80°	455.8	11.4
80°-90°	63.8	1.6
90°-100°	0.0	0.0
100°-110°	0.0	0.0
110°-120°	0.0	0.0
120°-130°	0.0	0.0
130°-140°	0.0	0.0
140°-150°	0.0	0.0
150°-160°	0.0	0.0
160°-170°	0.0	0.0
170°-180°	0.0	0.0
0°-90°	3997.9	100.0
0°-180°	3997.9	100.0

**Coefficient of Utilization**



REPORT NUMBER: P868495

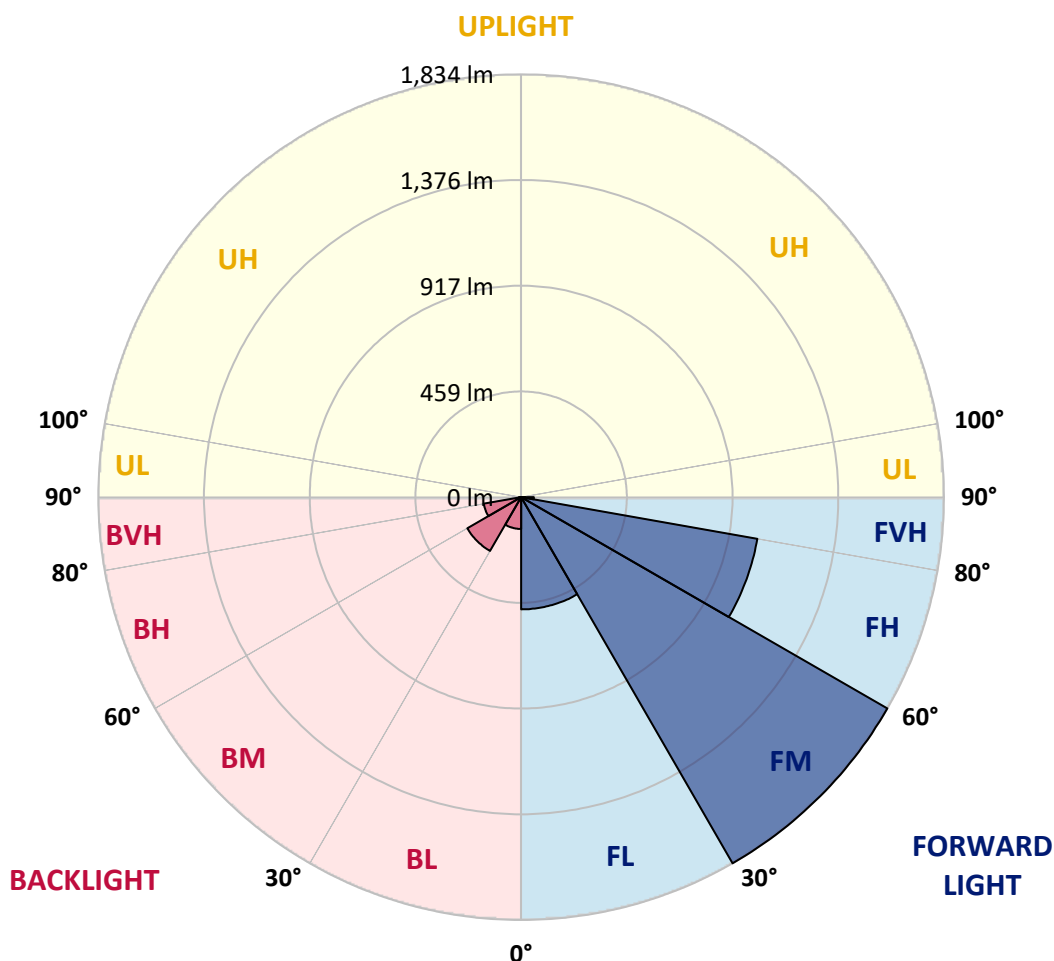
CATALOG NUMBER: EMM2-HTN-SA1B-730-U-T2U-HSS

**LUMINAIRE CLASSIFICATION SYSTEM LUMEN TABLE AND BUG RATING:**

Zone	Lumens	% Fixture	Zone Rating/Lumen Limit		
			B	U	G
FL (0°-30°)	486.9	12.2			
FM (30°-60°)	1834.4	45.9			
FH (60°-80°)	1040.5	26.0			G1/1800
FVH (80°-90°)	54.8	1.4			G1/100
BL (0°-30°)	138.1	3.5	B1/500		
BM (30°-60°)	269.6	6.7	B1/1000		
BH (60°-80°)	164.7	4.1	B1/500		G1/500
BVH (80°-90°)	9.0	0.2			G0/10
UL (90°-100°)	0.0	0.0		U0/0	
UH (100°-180°)	0.0	0.0		U0/0	

**BUG Rating: B1-U0-G1**

Type II Short





REPORT NUMBER: P868495

CATALOG NUMBER: EMM2-HTN-SA1B-730-U-T2U-HSS

**CANDELA DISTRIBUTION (FULL):**

	0°	5°	15°	25°	35°	45°	55°	65°	73°	75°	85°
0°	709.2	709.2	709.2	709.2	709.2	709.2	709.2	709.2	709.2	709.2	709.2
2.5°	818.6	813.9	806.9	801.0	790.4	776.3	764.5	749.2	738.6	735.1	719.8
5°	937.4	931.5	923.3	909.2	881.0	864.5	833.9	798.6	770.4	764.5	729.2
7.5°	1059.7	1057.4	1038.6	1017.4	983.3	946.8	899.8	844.5	803.3	793.9	739.8
10°	1163.2	1152.7	1142.1	1122.1	1085.6	1033.9	972.7	896.3	838.6	823.3	750.4
12.5°	1225.6	1222.1	1212.6	1189.1	1153.8	1109.1	1036.2	946.8	872.7	851.6	761.0
15°	1271.5	1275.0	1265.6	1250.3	1213.8	1171.5	1100.9	999.8	909.2	884.5	772.8
17.5°	1315.0	1312.6	1311.4	1293.8	1260.9	1218.5	1146.8	1043.3	945.7	918.6	784.5
20°	1339.7	1340.9	1338.5	1331.4	1299.7	1258.5	1191.5	1095.0	985.6	955.1	799.8
22.5°	1352.6	1357.3	1362.0	1360.8	1335.0	1303.2	1233.8	1136.2	1026.8	995.1	818.6
25°	1360.8	1364.4	1375.0	1389.1	1365.6	1339.7	1280.9	1185.6	1075.0	1038.6	841.0
27.5°	1367.9	1372.6	1385.5	1406.7	1387.9	1372.6	1322.0	1227.9	1116.2	1083.3	866.8
30°	1413.8	1419.7	1419.7	1430.2	1409.1	1405.5	1367.9	1278.5	1168.0	1132.7	899.8
32.5°	1534.9	1523.2	1502.0	1491.4	1440.8	1442.0	1412.6	1329.1	1223.2	1187.9	940.9
35°	1639.6	1639.6	1613.7	1579.6	1498.5	1482.0	1464.4	1396.1	1283.2	1249.1	995.1
37.5°	1740.8	1741.9	1714.9	1685.5	1592.6	1533.7	1524.3	1460.8	1357.3	1317.3	1051.5
40°	1804.3	1811.3	1804.3	1781.9	1692.5	1624.3	1583.1	1533.7	1427.9	1397.3	1116.2
42.5°	1814.9	1829.0	1854.8	1861.9	1765.5	1705.5	1658.4	1609.0	1512.6	1478.5	1190.3
45°	1787.8	1792.5	1850.1	1858.4	1819.6	1770.2	1738.4	1697.2	1613.7	1584.3	1272.6
47.5°	1713.7	1704.3	1724.3	1796.0	1811.3	1809.0	1817.2	1797.2	1731.3	1693.7	1363.2
50°	1554.9	1558.4	1623.1	1710.2	1763.1	1823.1	1876.0	1898.4	1850.1	1812.5	1460.8
52.5°	1265.6	1282.0	1405.5	1611.4	1703.1	1813.7	1918.4	1993.6	1973.6	1937.2	1557.3
55°	1039.7	1064.4	1187.9	1452.6	1620.8	1767.8	1943.1	2093.6	2097.1	2068.9	1645.5
57.5°	813.9	833.9	964.5	1206.8	1503.2	1696.1	1946.6	2179.5	2219.5	2186.5	1723.1
60°	637.5	651.6	728.1	1005.6	1358.5	1593.7	1920.7	2247.7	2323.0	2298.3	1790.2
62.5°	483.4	494.0	562.2	795.1	1180.9	1473.8	1833.7	2272.4	2395.9	2372.4	1827.8
65°	391.7	401.1	445.8	624.6	1005.6	1335.0	1701.9	2215.9	2417.1	2395.9	1823.1
67.5°	319.9	323.5	359.9	486.9	850.4	1178.5	1509.0	2068.9	2352.4	2351.2	1769.0
70°	258.8	268.2	298.8	388.1	706.9	998.6	1284.4	1838.4	2212.4	2224.2	1660.8
72.5°	219.9	222.3	249.4	321.1	576.3	810.4	1063.3	1572.6	2006.6	2016.0	1491.4
75°	185.8	189.4	209.4	259.9	468.1	643.4	855.1	1270.3	1679.6	1719.6	1256.2
77.5°	160.0	161.1	175.3	214.1	332.9	483.4	626.9	952.7	1315.0	1343.2	986.8
80°	125.9	128.2	143.5	169.4	231.7	314.0	432.8	651.6	878.6	910.4	683.4
82.5°	58.8	65.9	69.4	92.9	121.1	155.3	204.7	271.7	397.6	396.4	318.7
85°	5.9	4.7	4.7	7.1	10.6	10.6	12.9	15.3	30.6	36.5	28.2
87.5°	0.0	0.0	0.0	1.2	2.4	2.4	2.4	3.5	3.5	3.5	3.5
90°	0.0	0.0	0.0	0.0	0.0	0.0	0.0	0.0	0.0	0.0	0.0



REPORT NUMBER: P868495

CATALOG NUMBER: EMM2-HTN-SA1B-730-U-T2U-HSS

**CANDELA DISTRIBUTION (continued):**

	90°	95°	105°	115°	125°	135°	145°	155°	165°	175°	180°
0°	709.2	709.2	709.2	709.2	709.2	709.2	709.2	709.2	709.2	709.2	709.2
2.5°	712.8	702.2	683.4	665.7	654.0	644.6	629.3	619.9	612.8	603.4	602.2
5°	710.4	691.6	654.0	622.2	591.6	565.7	538.7	522.2	504.6	496.4	503.4
7.5°	712.8	682.2	623.4	575.2	529.3	488.1	452.8	430.5	414.0	405.8	407.0
10°	713.9	674.0	597.5	530.5	471.7	423.4	383.4	352.9	332.9	328.2	322.3
12.5°	711.6	663.4	571.6	486.9	416.4	363.4	316.4	292.9	272.9	263.5	263.5
15°	713.9	655.1	544.6	447.0	367.0	305.8	265.8	239.9	228.2	219.9	221.1
17.5°	713.9	648.1	518.7	408.1	318.7	262.3	225.8	204.7	192.9	188.2	187.0
20°	722.2	642.2	494.0	371.7	276.4	223.5	194.1	177.6	168.2	163.5	161.1
22.5°	728.1	637.5	471.7	336.4	241.1	195.2	170.5	155.3	148.2	145.8	145.8
25°	738.6	636.3	451.7	302.3	212.9	174.1	151.7	140.0	134.1	131.7	131.7
27.5°	753.9	638.7	432.8	272.9	191.7	152.9	136.4	127.0	123.5	122.3	121.1
30°	776.3	649.3	421.1	250.5	171.7	140.0	124.7	118.8	116.4	115.3	115.3
32.5°	805.7	668.1	416.4	238.8	160.0	129.4	116.4	111.7	109.4	109.4	108.2
35°	842.1	689.2	412.8	228.2	151.7	122.3	110.6	105.9	104.7	104.7	104.7
37.5°	885.7	711.6	407.0	221.1	147.0	116.4	105.9	101.2	101.2	101.2	101.2
40°	933.9	744.5	405.8	216.4	143.5	112.9	101.2	96.4	96.4	96.4	96.4
42.5°	988.0	779.8	404.6	212.9	141.1	110.6	96.4	91.7	91.7	91.7	91.7
45°	1053.9	824.5	407.0	210.5	141.1	108.2	92.9	87.0	85.9	85.9	85.9
47.5°	1118.6	866.8	409.3	208.2	138.8	104.7	88.2	82.3	81.2	80.0	80.0
50°	1187.9	910.4	409.3	205.8	136.4	101.2	84.7	76.5	75.3	74.1	74.1
52.5°	1256.2	946.8	410.5	202.3	130.6	95.3	78.8	71.7	69.4	68.2	67.0
55°	1322.0	985.6	411.7	196.4	123.5	89.4	75.3	67.0	63.5	61.2	61.2
57.5°	1371.4	1017.4	405.8	184.7	114.1	83.5	69.4	61.2	56.5	54.1	54.1
60°	1418.5	1037.4	395.2	167.0	104.7	77.6	64.7	55.3	50.6	48.2	48.2
62.5°	1437.3	1040.9	370.5	136.4	92.9	71.7	58.8	50.6	47.0	45.9	45.9
65°	1426.7	1025.6	337.6	108.2	82.3	64.7	54.1	47.0	42.3	38.8	38.8
67.5°	1369.1	972.7	292.9	85.9	71.7	58.8	49.4	42.3	37.6	34.1	34.1
70°	1259.7	888.0	228.2	68.2	62.3	51.8	44.7	38.8	34.1	30.6	30.6
72.5°	1098.6	770.4	165.8	57.6	54.1	45.9	40.0	35.3	30.6	28.2	28.2
75°	905.7	594.0	117.6	49.4	48.2	41.2	36.5	31.8	28.2	25.9	25.9
77.5°	679.8	414.0	91.7	43.5	42.3	37.6	32.9	29.4	25.9	24.7	23.5
80°	452.8	256.4	69.4	32.9	31.8	29.4	27.1	24.7	21.2	18.8	18.8
82.5°	202.3	108.2	35.3	18.8	16.5	14.1	11.8	8.2	8.2	7.1	7.1
85°	21.2	14.1	7.1	4.7	4.7	3.5	3.5	3.5	2.4	2.4	2.4
87.5°	3.5	3.5	2.4	2.4	2.4	1.2	1.2	1.2	1.2	1.2	1.2
90°	0.0	0.0	0.0	0.0	0.0	0.0	0.0	0.0	0.0	0.0	0.0



LM-79-2019: Approved Method: Electrical and Photometric Measurements of Solid-State Lighting Products

Report Prepared for

Cooper Lighting Solutions

Streetworks

Report Number: SP1-2407-157-4

Test Date: 08/07/2024

Luminaire Tested: MEM2-HTN-SA-40-730-U-5WQ-2

Data in this report applies to families of products including MEM2-HTN-SA-40-730-U-5WQ-2

**Test Information**

Test Method: LM-79-2019  
 Report Number: SP1-2407-157-4  
 Test Lab: COOPER LIGHTING SOLUTIONS  
 Photometer: SP1 - 76IN SPHERE  
 Measurement Geometry: 4π  
 Issue Date: 08/20/2024  
 Manufacturer: COOPER LIGHTING SOLUTIONS  
 Product Line: Streetworks  
 Catalog Number: **MEM2-HTN-SA-40-730-U-5WQ-2**  
 Description: Epic Modern Light Square 40W 5WQ Optic and Flare Trim

**Spectral Parameters**

CCT (K): 3057  
 CIE u': 0.2487  
 CIE v': 0.5199  
 Duv: -0.0002  
 CIE x: 0.4326  
 CIE y: 0.4020  
 CIE z: 0.1654  
 Peak Wavelength (nm): 593  
 Dominant Wavelength (nm): 582  
 Purity: 50.50735  
 Rf: 74.6  
 Rg: 94

CRI (Ra):	71.7		
R1:	68.1	R9:	-34.8
R2:	82.0	R10:	58.5
R3:	93.5	R11:	62.5
R4:	67.5	R12:	47.5
R5:	67.2	R13:	70.7
R6:	74.9	R14:	96.4
R7:	77.4	R15:	60.0
R8:	43.1		



**Test Conditions**

Stabilization Time: 21M  
 Operation Time: 1H 21M  
 Sphere Temperature (°C): 24.2

REPORT NUMBER: SP1-2407-157-4

Measurement and Test Equipment			
Instrument	Identification Number	Calibration Date	Calibration Due Date
Photometer	IN0058	6/18/2024	12/18/2024
Power Meter	INXT2011004	2/8/2024	2/8/2025
AC Power Source	IN0063	10/24/2023	10/24/2024
DC Power Source	IN0208	10/24/2023	10/24/2024
Sphere Thermometer	IN0085	10/24/2023	10/24/2024
Room Thermometer	IN0046	10/24/2023	10/24/2024

REPORT NUMBER: SP1-2407-157-4

**CIE 1931 Chromaticity Diagram**



**CIE 1931 Chromaticity Diagram with 2017 ANSI 7-Step and 4-Step Quadrangles**



Point lies inside the ANSI 3000K 4-step quadrangle

REPORT NUMBER: SP1-2407-157-4

**Photopic Flux vs. Wavelength**



**Photopic Lumens: NR**

$\lambda$ (nm)	Power W <sup>^</sup> /nm	Lumens ( $\phi$ /nm)	$\lambda$ (nm)	Power W <sup>^</sup> /nm	Lumens ( $\phi$ /nm)	$\lambda$ (nm)	Power W <sup>^</sup> /nm	Lumens ( $\phi$ /nm)	$\lambda$ (nm)	Power W <sup>^</sup> /nm	Lumens ( $\phi$ /nm)	$\lambda$ (nm)	Power W <sup>^</sup> /nm	Lumens ( $\phi$ /nm)
360	0	NR	490	104	NR	620	818	NR	750	20	NR	880	1	NR
365	0	NR	495	135	NR	625	755	NR	755	17	NR	885	0	NR
370	0	NR	500	184	NR	630	691	NR	760	15	NR	890	0	NR
375	0	NR	505	247	NR	635	625	NR	765	13	NR	895	0	NR
380	0	NR	510	309	NR	640	561	NR	770	11	NR	900	0	NR
385	0	NR	515	369	NR	645	499	NR	775	9	NR	905	0	NR
390	0	NR	520	419	NR	650	441	NR	780	8	NR	910	0	NR
395	0	NR	525	460	NR	655	388	NR	785	7	NR	915	0	NR
400	1	NR	530	492	NR	660	338	NR	790	6	NR	920	0	NR
405	3	NR	535	524	NR	665	294	NR	795	5	NR	925	0	NR
410	7	NR	540	553	NR	670	253	NR	800	4	NR	930	0	NR
415	15	NR	545	588	NR	675	218	NR	805	4	NR	935	0	NR
420	31	NR	550	625	NR	680	188	NR	810	3	NR	940	0	NR
425	60	NR	555	670	NR	685	161	NR	815	3	NR	945	0	NR
430	107	NR	560	723	NR	690	139	NR	820	3	NR	950	0	NR
435	183	NR	565	780	NR	695	118	NR	825	2	NR	955	0	NR
440	289	NR	570	837	NR	700	100	NR	830	2	NR	960	0	NR
445	460	NR	575	894	NR	705	85	NR	835	2	NR	965	0	NR
450	646	NR	580	942	NR	710	73	NR	840	1	NR	970	0	NR
455	561	NR	585	976	NR	715	62	NR	845	1	NR	975	0	NR
460	331	NR	590	998	NR	720	53	NR	850	1	NR	980	0	NR
465	238	NR	595	1000	NR	725	45	NR	855	1	NR	985	0	NR
470	178	NR	600	990	NR	730	39	NR	860	1	NR	990	0	NR
475	120	NR	605	962	NR	735	33	NR	865	1	NR	995	0	NR
480	96	NR	610	925	NR	740	28	NR	870	1	NR	1000	0	NR
485	95	NR	615	873	NR	745	24	NR	875	1	NR			

REPORT NUMBER: SP1-2407-157-4

**Scotopic Flux vs. Wavelength**



**Scotopic Lumens: NR**

**S/P: 1.23**

$\lambda$ (nm)	Power W <sup>^</sup> /nm	Lumens ( $\phi$ /nm)	$\lambda$ (nm)	Power W <sup>^</sup> /nm	Lumens ( $\phi$ /nm)	$\lambda$ (nm)	Power W <sup>^</sup> /nm	Lumens ( $\phi$ /nm)	$\lambda$ (nm)	Power W <sup>^</sup> /nm	Lumens ( $\phi$ /nm)	$\lambda$ (nm)	Power W <sup>^</sup> /nm	Lumens ( $\phi$ /nm)
360	0	NR	490	104	NR	620	818	NR	750	20	NR	880	1	NR
365	0	NR	495	135	NR	625	755	NR	755	17	NR	885	0	NR
370	0	NR	500	184	NR	630	691	NR	760	15	NR	890	0	NR
375	0	NR	505	247	NR	635	625	NR	765	13	NR	895	0	NR
380	0	NR	510	309	NR	640	561	NR	770	11	NR	900	0	NR
385	0	NR	515	369	NR	645	499	NR	775	9	NR	905	0	NR
390	0	NR	520	419	NR	650	441	NR	780	8	NR	910	0	NR
395	0	NR	525	460	NR	655	388	NR	785	7	NR	915	0	NR
400	1	NR	530	492	NR	660	338	NR	790	6	NR	920	0	NR
405	3	NR	535	524	NR	665	294	NR	795	5	NR	925	0	NR
410	7	NR	540	553	NR	670	253	NR	800	4	NR	930	0	NR
415	15	NR	545	588	NR	675	218	NR	805	4	NR	935	0	NR
420	31	NR	550	625	NR	680	188	NR	810	3	NR	940	0	NR
425	60	NR	555	670	NR	685	161	NR	815	3	NR	945	0	NR
430	107	NR	560	723	NR	690	139	NR	820	3	NR	950	0	NR
435	183	NR	565	780	NR	695	118	NR	825	2	NR	955	0	NR
440	289	NR	570	837	NR	700	100	NR	830	2	NR	960	0	NR
445	460	NR	575	894	NR	705	85	NR	835	2	NR	965	0	NR
450	646	NR	580	942	NR	710	73	NR	840	1	NR	970	0	NR
455	561	NR	585	976	NR	715	62	NR	845	1	NR	975	0	NR
460	331	NR	590	998	NR	720	53	NR	850	1	NR	980	0	NR
465	238	NR	595	1000	NR	725	45	NR	855	1	NR	985	0	NR
470	178	NR	600	990	NR	730	39	NR	860	1	NR	990	0	NR
475	120	NR	605	962	NR	735	33	NR	865	1	NR	995	0	NR
480	96	NR	610	925	NR	740	28	NR	870	1	NR	1000	0	NR
485	95	NR	615	873	NR	745	24	NR	875	1	NR			

REPORT NUMBER: SP1-2407-157-4

Melanopic Flux vs. Wavelength



Melanopic Lumens: NR

M/P: 2.27

$\lambda$ (nm)	Power W <sup>^</sup> /nm	Lumens (φ/nm)	$\lambda$ (nm)	Power W <sup>^</sup> /nm	Lumens (φ/nm)	$\lambda$ (nm)	Power W <sup>^</sup> /nm	Lumens (φ/nm)	$\lambda$ (nm)	Power W <sup>^</sup> /nm	Lumens (φ/nm)	$\lambda$ (nm)	Power W <sup>^</sup> /nm	Lumens (φ/nm)
360	0	NR	490	104	NR	620	818	NR	750	20	NR	880	1	NR
365	0	NR	495	135	NR	625	755	NR	755	17	NR	885	0	NR
370	0	NR	500	184	NR	630	691	NR	760	15	NR	890	0	NR
375	0	NR	505	247	NR	635	625	NR	765	13	NR	895	0	NR
380	0	NR	510	309	NR	640	561	NR	770	11	NR	900	0	NR
385	0	NR	515	369	NR	645	499	NR	775	9	NR	905	0	NR
390	0	NR	520	419	NR	650	441	NR	780	8	NR	910	0	NR
395	0	NR	525	460	NR	655	388	NR	785	7	NR	915	0	NR
400	1	NR	530	492	NR	660	338	NR	790	6	NR	920	0	NR
405	3	NR	535	524	NR	665	294	NR	795	5	NR	925	0	NR
410	7	NR	540	553	NR	670	253	NR	800	4	NR	930	0	NR
415	15	NR	545	588	NR	675	218	NR	805	4	NR	935	0	NR
420	31	NR	550	625	NR	680	188	NR	810	3	NR	940	0	NR
425	60	NR	555	670	NR	685	161	NR	815	3	NR	945	0	NR
430	107	NR	560	723	NR	690	139	NR	820	3	NR	950	0	NR
435	183	NR	565	780	NR	695	118	NR	825	2	NR	955	0	NR
440	289	NR	570	837	NR	700	100	NR	830	2	NR	960	0	NR
445	460	NR	575	894	NR	705	85	NR	835	2	NR	965	0	NR
450	646	NR	580	942	NR	710	73	NR	840	1	NR	970	0	NR
455	561	NR	585	976	NR	715	62	NR	845	1	NR	975	0	NR
460	331	NR	590	998	NR	720	53	NR	850	1	NR	980	0	NR
465	238	NR	595	1000	NR	725	45	NR	855	1	NR	985	0	NR
470	178	NR	600	990	NR	730	39	NR	860	1	NR	990	0	NR
475	120	NR	605	962	NR	735	33	NR	865	1	NR	995	0	NR
480	96	NR	610	925	NR	740	28	NR	870	1	NR	1000	0	NR
485	95	NR	615	873	NR	745	24	NR	875	1	NR			

**Summary**

$R_f = 74.6$   
 $R_g = 94$   
 $CIE R_a = 71.7$   
 $R_9 = -34.8$



**Color Vector Graphics**





**Individual Sample Fidelity Index ( $R_{f,i}$ )**

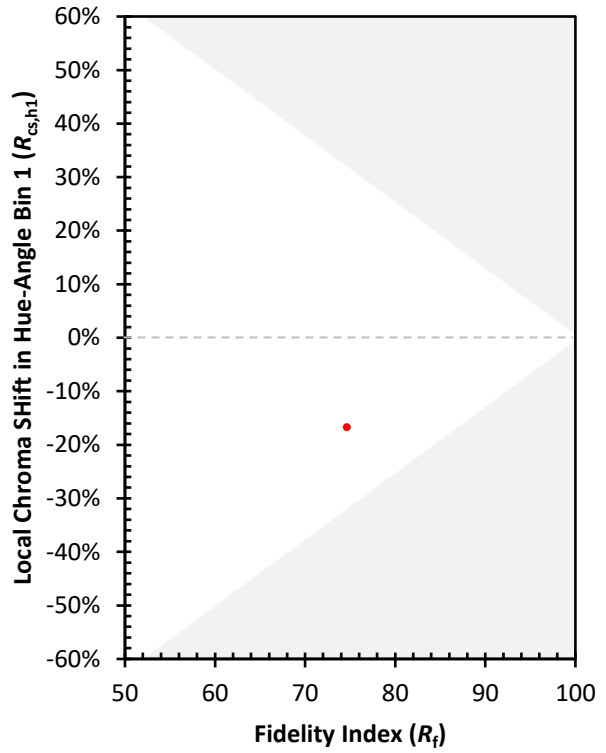
CES01 = 86	CES26 = 65	CES51 = 87	CES76 = 58
CES02 = 62	CES27 = 89	CES52 = 85	CES77 = 76
CES03 = 31	CES28 = 84	CES53 = 77	CES78 = 61
CES04 = 71	CES29 = 68	CES54 = 85	CES79 = 86
CES05 = 49	CES30 = 83	CES55 = 84	CES80 = 83
CES06 = 51	CES31 = 71	CES56 = 74	CES81 = 73
CES07 = 41	CES32 = 64	CES57 = 74	CES82 = 93
CES08 = 40	CES33 = 78	CES58 = 75	CES83 = 91
CES09 = 29	CES34 = 75	CES59 = 85	CES84 = 88
CES10 = 76	CES35 = 87	CES60 = 90	CES85 = 75
CES11 = 59	CES36 = 92	CES61 = 81	CES86 = 64
CES12 = 65	CES37 = 84	CES62 = 89	CES87 = 77
CES13 = 43	CES38 = 92	CES63 = 75	CES88 = 80
CES14 = 74	CES39 = 96	CES64 = 65	CES89 = 67
CES15 = 71	CES40 = 92	CES65 = 64	CES90 = 80
CES16 = 47	CES41 = 93	CES66 = 60	CES91 = 78
CES17 = 50	CES42 = 86	CES67 = 58	CES92 = 56
CES18 = 56	CES43 = 77	CES68 = 66	CES93 = 73
CES19 = 73	CES44 = 99	CES69 = 75	CES94 = 49
CES20 = 66	CES45 = 85	CES70 = 60	CES95 = 66
CES21 = 87	CES46 = 81	CES71 = 56	CES96 = 76
CES22 = 79	CES47 = 86	CES72 = 85	CES97 = 82
CES23 = 92	CES48 = 75	CES73 = 52	CES98 = 76
CES24 = 91	CES49 = 79	CES74 = 95	CES99 = 64
CES25 = 73	CES50 = 86	CES75 = 60	



Color Rendition by Hue-Angle Bin



Measure Comparisons



(END OF REPORT)